

PRODUCTION -- Overall Stage Results

3. kolo Ligy Šariš-Zemplín-Abov

Printed september 19, 2017 at 17:37



Stage 1 -- 1

	PTS	TIME	HIT FACTOR	STAGE POINTS	STAGE PERCENT	COMPETITOR # Name
1	114	25,14	4,5346	120,0000	100,00	24 JAKOUBEK, Radoslav
2	110	24,43	4,5027	119,1546	99,30	39 ČEMSÁK, Martin
3	116	25,81	4,4944	118,9355	99,11	21 PAVLIK, Jan
4	114	27,27	4,1804	110,6271	92,19	4 MIKA, Marek
5	104	26,15	3,9771	105,2454	87,70	8 FECURA, Vladimír
6	120	31,63	3,7939	100,3977	83,66	52 STANKO, Ľubomír
7	112	30,21	3,7074	98,1090	81,76	5 TÓTH, Andrej A
8	116	32,20	3,6025	95,3331	79,44	1 BABJAK, Marek
9	110	30,58	3,5971	95,1912	79,33	36 MEŽDEJ, Radovan
10	112	31,63	3,5409	93,7045	78,09	45 HRIŇ, František
11	112	31,82	3,5198	93,1450	77,62	35 ŠOTER, Miroslav
12	108	31,56	3,4221	90,5583	75,47	11 GLEZGO, Tomáš
13	114	34,15	3,3382	88,3397	73,62	40 Vavrek, Adrián V
14	120	36,12	3,3223	87,9175	73,26	37 CUPER, Radovan
15	116	35,99	3,2231	85,2939	71,08	10 BABENSKÝ, Pavol
16	118	36,94	3,1944	84,5331	70,44	15 STACH, Branislav
17	104	32,67	3,1833	84,2415	70,20	20 CHOCHUĽA, Miloš
18	101	32,06	3,1503	83,3680	69,47	49 Likavec, Martin
19	114	36,72	3,1046	82,1569	68,46	3 MADEJ, Matúš
20	114	36,92	3,0878	81,7118	68,09	28 ŠALANTAY, Peter
21	114	37,39	3,0489	80,6847	67,24	17 BEREŠ, Krzysztof
22	116	38,91	2,9812	78,8930	65,74	54 Bonk, Adrian
23	120	40,99	2,9275	77,4720	64,56	13 BOROWY, Róbert
24	114	41,16	2,7697	73,2945	61,08	9 JURISTA, Jozef
25	114	41,30	2,7603	73,0460	60,87	34 BOCSKORÁS, Benjamin B
26	108	39,62	2,7259	72,1358	60,11	2 BREZOVSKÝ, Stanislav
27	106	39,06	2,7138	71,8150	59,85	19 GORKA, Tadeusz
28	103	39,58	2,6023	68,8657	57,39	47 CHLEBOVCOVÁ, Zuzana
29	116	45,08	2,5732	68,0951	56,75	23 IVANOVIČ, Boris
30	116	45,37	2,5568	67,6598	56,38	53 STANKOVÁ, Anna
31	103	41,65	2,4730	65,4431	54,54	14 Wojdyło, Wojciech
32	108	44,04	2,4523	64,8960	54,08	12 JAKUBKO, Alex
33	104	42,47	2,4488	64,8026	54,00	18 TABASZEWSKA, Agnieszka
34	112	47,20	2,3729	62,7939	52,33	31 KATIN, Matúš
35	87	36,74	2,3680	62,6645	52,22	41 Žarnayová, Zuzana
36	116	50,86	2,2808	60,3564	50,30	27 ELIAŠ, Marek
37	114	51,62	2,2084	58,4425	48,70	50 HAVIAROVA, Janette
38	114	54,67	2,0852	55,1820	45,98	42 MESÁROŠ, Michal
39	116	60,26	1,9250	50,9414	42,45	48 HAJČI, Tibor
40	110	57,23	1,9221	50,8640	42,39	30 KALIARIK, Ladislav
41	108	56,45	1,9132	50,6292	42,19	32 Klinčák, Ján
42	90	49,69	1,8112	47,9309	39,94	51 SENTELÍK, Radovan
43	97	54,73	1,7723	46,9016	39,08	38 Vilinský, Tomáš
44	118	70,35	1,6773	44,3874	36,99	25 Harman, Dušan
45	112	69,48	1,6120	42,6579	35,55	43 FEDORČÁK, Ľubomír
46	100	64,26	1,5562	41,1814	34,32	7 TÓTHOVÁ, Silvia A

PRODUCTION -- Overall Stage Results

3. kolo Ligy Šariš-Zemplín-Abov

Printed september 19, 2017 at 17:37



Stage 1 -- 1

	PTS	TIME	HIT FACTOR	STAGE POINTS	STAGE PERCENT	COMPETITOR # Name
47	84	55,92	1,5021	39,7515	33,13	6 Toth, Andrej jr
48	88	59,17	1,4872	39,3571	32,80	33 GAJA, Boris
49	91	65,64	1,3863	36,6872	30,57	22 CHOCHULA, Samuel
50	90	77,63	1,1593	30,6799	25,57	26 KOTVAN, Radovan
51	95	103,54	0,9175	24,2805	20,23	29 ČABÁK, Vladimír
52	48	59,57	0,8058	21,3233	17,77	16 FIRKO, Tomáš

PRODUCTION -- Overall Stage Results**3. kolo Ligy Šariš-Zemplín-Abov**

Printed september 19, 2017 at 17:37

**Stage 2 -- 2**

	PTS	TIME	HIT FACTOR	STAGE POINTS	STAGE PERCENT	COMPETITOR # Name
1	103	13,45	7,6580	115,0000	100,00	21 PAVLIK, Jan
2	107	14,18	7,5458	113,3158	98,54	39 ČEMSÁK, Martin
3	115	15,76	7,2970	109,5783	95,29	8 FECURA, Vladimír
4	109	15,56	7,0051	105,1961	91,47	4 MIKA, Marek
5	109	15,93	6,8424	102,7528	89,35	52 STANKO, Ľubomír
6	111	17,84	6,2220	93,4353	81,25	49 Likavec, Martin
7	99	15,92	6,2186	93,3846	81,20	40 Vavrek, Adrián V
8	107	17,49	6,1178	91,8707	79,89	17 BERESÉ, Krzysztof
9	105	17,45	6,0172	90,3601	78,57	36 MEŽDEJ, Radovan
10	101	17,04	5,9272	89,0091	77,40	20 CHOCHUĽA, Miloš
11	88	15,23	5,7781	86,7692	75,45	35 ŠOTER, Miroslav
12	101	17,95	5,6267	84,4967	73,48	5 TÓTH, Andrej A
13	105	18,86	5,5673	83,6047	72,70	10 BABENSKÝ, Pavol
14	105	19,30	5,4404	81,6987	71,04	1 BABJAK, Marek
15	111	20,55	5,4015	81,1137	70,53	11 GLEZGO, Tomáš
16	103	22,20	4,6396	69,6734	60,59	9 JURIŠTA, Jozef
17	101	22,15	4,5598	68,4748	59,54	14 Wojdylo, Wojciech
18	90	19,81	4,5432	68,2246	59,33	12 JAKUBKO, Alex
19	113	25,72	4,3935	65,9767	57,37	30 KALIARIK, Ladislav
20	75	17,64	4,2517	63,8478	55,52	34 BOCSKORÁS, Benjamin B
21	94	22,18	4,2381	63,6428	55,34	47 CHLEBOVCOVÁ, Zuzana
22	105	24,80	4,2339	63,5800	55,29	18 TABASZEWSKA, Agnieszka
23	71	16,97	4,1839	62,8289	54,63	24 JAKOUBEK, Radoslav
24	95	23,43	4,0546	60,8883	52,95	51 SENTELÍK, Radovan
25	86	21,61	3,9796	59,7622	51,97	45 HRIŇ, František
26	75	18,96	3,9557	59,4026	51,65	3 MADEJ, Matúš
27	111	28,47	3,8988	58,5489	50,91	43 FEDORČÁK, Ľubomír
28	82	21,86	3,7511	56,3309	48,98	19 GORKA, Tadeusz
29	94	25,43	3,6964	55,5091	48,27	15 STACH, Branislav
30	107	29,29	3,6531	54,8589	47,70	13 BOROWY, Róbert
31	77	21,42	3,5948	53,9826	46,94	28 ŠALANTAY, Peter
32	90	25,04	3,5942	53,9748	46,93	31 KATIN, Matúš
33	98	28,48	3,4410	51,6736	44,93	53 STANKOVÁ, Anna
34	82	23,99	3,4181	51,3294	44,63	2 BREZOVSKÝ, Stanislav
35	111	32,54	3,4112	51,2257	44,54	27 ELIAŠ, Marek
36	111	33,25	3,3383	50,1319	43,59	16 FIRKO, Tomáš
37	88	26,56	3,3133	49,7551	43,27	50 HAVIAROVA, Janette
38	77	23,92	3,2191	48,3406	42,04	37 CUPER, Radovan
39	98	31,23	3,1380	47,1234	40,98	6 Toth, Andrej jr
40	98	32,14	3,0492	45,7892	39,82	23 IVANOVIČ, Boris
41	86	31,25	2,7520	41,3268	35,94	26 KOTVAN, Radovan
42	96	35,51	2,7035	40,5979	35,30	33 GAJA, Boris
43	66	26,00	2,5385	38,1200	33,15	54 Bonk, Adrian
44	94	37,05	2,5371	38,0998	33,13	38 Vilinský, Tomáš
45	92	37,36	2,4625	36,9797	32,16	32 Klinčák, Ján
46	90	39,47	2,2802	34,2419	29,78	29 ČABÁK, Vladimír

PRODUCTION -- Overall Stage Results

3. kolo Ligy Šariš-Zemplín-Abov

Printed september 19, 2017 at 17:37



Stage 2 -- 2

	PTS	TIME	HIT FACTOR	STAGE POINTS	STAGE PERCENT	COMPETITOR # Name
47	69	34,18	2,0187	30,3152	26,36	48 HAJČI, Tibor
48	82	42,28	1,9395	29,1247	25,33	41 Žarnayová, Zuzana
49	60	30,98	1,9367	29,0839	25,29	42 MESÁROŠ, Michal
50	77	41,18	1,8698	28,0794	24,42	7 TÓTHOVÁ, Silvia A
51	83	48,49	1,7117	25,7045	22,35	22 CHOCHULA, Samuel
52	0	8,15	0,0000	0,0000	0,00	25 Harman, Dušan

PRODUCTION -- Overall Stage Results**3. kolo Ligy Šariš-Zemplín-Abov**

Printed september 19, 2017 at 17:37

**Stage 3 -- 3**

	PTS	TIME	HIT FACTOR	STAGE POINTS	STAGE PERCENT	COMPETITOR # Name	
	1	106	12,59	8,4194	110,0000	100,00	21 PAVLIK, Jan
	2	100	13,96	7,1633	93,5895	85,08	4 MIKA, Marek
	3	100	13,97	7,1582	93,5225	85,02	24 JAKOUBEK, Radoslav
	4	106	14,87	7,1284	93,1338	84,67	39 ČEMSÁK, Martin
	5	108	15,86	6,8096	88,9679	80,88	52 STANKO, Ľubomír
	6	108	16,23	6,6543	86,9396	79,04	8 FECURA, Vladimír
	7	102	15,33	6,6536	86,9302	79,03	35 ŠOTER, Miroslav
	8	98	15,44	6,3472	82,9261	75,39	5 TÓTH, Andrej A
	9	106	17,09	6,2025	81,0357	73,67	10 BABENSKÝ, Pavol
	10	106	17,12	6,1916	80,8937	73,54	49 Likavec, Martin
	11	104	16,84	6,1758	80,6870	73,35	12 JAKUBKO, Alex
	12	104	17,09	6,0854	79,5067	72,28	3 MADEJ, Matúš
	13	106	17,46	6,0710	79,3184	72,11	34 BOCSKORÁS, Benjamin B
	14	104	17,16	6,0606	79,1824	71,98	17 BEREŠ, Krzysztof
	15	106	17,83	5,9450	77,6725	70,61	1 BABJAK, Marek
	16	104	17,71	5,8724	76,7233	69,75	20 CHOCHULA, Miloš
	17	110	19,70	5,5838	72,9523	66,32	45 HRIŇ, František
	18	95	17,09	5,5588	72,6263	66,02	54 Bonk, Adrian
	19	96	17,66	5,4360	71,0220	64,57	11 GLEZGO, Tomáš
	20	110	21,01	5,2356	68,4036	62,19	47 CHLEBOVCOVÁ, Zuzana
	21	110	22,15	4,9661	64,8831	58,98	14 Wojdylo, Wojciech
	22	110	22,48	4,8932	63,9306	58,12	15 STACH, Branislav
	23	104	21,40	4,8598	63,4939	57,72	18 TABASZEWSKA, Agnieszka
	24	108	22,76	4,7452	61,9961	56,36	36 MEŽDEJ, Radovan
	25	102	21,66	4,7091	61,5254	55,93	51 SENTELÍK, Radovan
	26	96	20,71	4,6354	60,5625	55,06	40 Vavrek, Adrián V
	27	104	22,70	4,5815	59,8577	54,42	28 ŠALANTAY, Peter
	28	106	23,70	4,4726	58,4346	53,12	31 KATIN, Matúš
	29	108	24,38	4,4299	57,8766	52,62	42 MESÁROŠ, Michal
	30	100	23,56	4,2445	55,4546	50,41	37 CUPER, Radovan
	31	108	25,52	4,2320	55,2912	50,26	2 BREZOVSKÝ, Stanislav
	32	106	25,80	4,1085	53,6783	48,80	50 HAVIAROVA, Janette
	33	106	26,02	4,0738	53,2244	48,39	53 STANKOVÁ, Anna
	34	102	25,38	4,0189	52,5075	47,73	30 KALIARIK, Ladislav
	35	100	24,92	4,0128	52,4282	47,66	43 FEDORČÁK, Ľubomír
	36	110	28,44	3,8678	50,5331	45,94	6 Toth, Andrej jr
	37	106	27,98	3,7884	49,4961	45,00	13 BOROWY, Róbert
	38	98	27,84	3,5201	45,9906	41,81	48 HAJČI, Tibor
	39	110	31,50	3,4921	45,6241	41,48	23 IVANOVIČ, Boris
	40	93	26,90	3,4572	45,1693	41,06	9 JURIŠTA, Jozef
	41	108	32,44	3,3292	43,4966	39,54	32 Klinčák, Ján
	42	108	32,52	3,3210	43,3896	39,45	27 ELIAŠ, Marek
	43	110	34,44	3,1940	41,7294	37,94	16 FIRKO, Tomáš
	44	108	35,15	3,0725	40,1431	36,49	38 Vilinský, Tomáš
	45	102	34,06	2,9947	39,1262	35,57	22 CHOCHULA, Samuel
	46	106	36,72	2,8867	37,7151	34,29	25 Harman, Dušan

PRODUCTION -- Overall Stage Results

3. kolo Ligy Šariš-Zemplín-Abov

Printed september 19, 2017 at 17:37



Stage 3 -- 3

	PTS	TIME	HIT FACTOR	STAGE POINTS	STAGE PERCENT	COMPETITOR # Name
47	68	23,85	2,8512	37,2506	33,86	19 GORKA, Tadeusz
48	106	37,19	2,8502	37,2385	33,85	33 GAJA, Boris
49	91	35,23	2,5830	33,7475	30,68	41 Žarnayová, Zuzana
50	104	42,55	2,4442	31,9335	29,03	7 TÓTHOVÁ, Silvia A
51	106	44,12	2,4025	31,3894	28,54	26 KOTVAN, Radovan
52	83	42,24	1,9650	25,6724	23,34	29 ČABÁK, Vladimír

PRODUCTION -- Overall Stage Results

3. kolo Ligy Šariš-Zemplín-Abov

Printed september 19, 2017 at 17:37



Stage 4 -- 4

	PTS	TIME	HIT FACTOR	STAGE POINTS	STAGE PERCENT	COMPETITOR # Name
1	88	13,95	6,3082	90,0000	100,00	21 PAVLIK, Jan
2	82	16,81	4,8780	69,5953	77,33	8 FECURA, Vladimír
3	88	18,39	4,7852	68,2708	75,86	17 BEREŠ, Krzysztof
4	82	17,17	4,7758	68,1361	75,71	20 CHOCHULA, Miloš
5	84	17,76	4,7297	67,4793	74,98	49 Likavec, Martin
6	76	16,16	4,7030	67,0975	74,55	35 ŠOTER, Miroslav
7	80	17,44	4,5872	65,4452	72,72	5 TÓTH, Andrej A
8	82	18,45	4,4444	63,4091	70,45	40 Vavrek, Adrián V
9	78	17,71	4,4043	62,8362	69,82	39 ČEMSÁK, Martin
10	90	20,52	4,3860	62,5748	69,53	1 BABJAK, Marek
11	86	19,90	4,3216	61,6566	68,51	52 STANKO, Ľubomír
12	78	18,55	4,2049	59,9908	66,66	4 MIKA, Marek
13	86	21,15	4,0662	58,0126	64,46	54 Bonk, Adrian
14	70	17,79	3,9348	56,1379	62,38	24 JAKOUBEK, Radoslav
15	78	20,87	3,7374	53,3220	59,25	47 CHLEBOVCOVÁ, Zuzana
16	80	21,69	3,6883	52,6217	58,47	12 JAKUBKO, Alex
17	84	23,69	3,5458	50,5881	56,21	11 GLEZGO, Tomáš
18	84	24,99	3,3613	47,9565	53,28	31 KATIN, Matúš
19	86	25,63	3,3554	47,8723	53,19	9 JURISTA, Jozef
20	86	25,68	3,3489	47,7790	53,09	37 CUPER, Radovan
21	76	22,81	3,3319	47,5360	52,82	34 BOCSKORÁS, Benjamin B
22	86	25,89	3,3217	47,3915	52,66	10 BABENSKÝ, Pavol
23	80	24,95	3,2064	45,7460	50,83	2 BREZOVSKÝ, Stanislav
24	78	24,72	3,1553	45,0174	50,02	3 MADEJ, Matúš
25	84	27,47	3,0579	43,6269	48,47	19 GORKA, Tadeusz
26	76	25,51	2,9792	42,5047	47,23	28 ŠALANTAY, Peter
27	86	29,31	2,9342	41,8617	46,51	50 HAVIAROVA, Janette
28	90	31,77	2,8329	40,4166	44,91	15 STACH, Branislav
29	74	26,16	2,8287	40,3578	44,84	45 HRIŇ, František
30	68	25,13	2,7059	38,6056	42,90	36 MEŽDEJ, Radovan
31	86	31,89	2,6968	38,4749	42,75	23 IVANOVIČ, Boris
32	86	32,56	2,6413	37,6832	41,87	13 BOROWY, Róbert
33	88	36,10	2,4377	34,7784	38,64	27 ELIAŠ, Marek
34	88	38,44	2,2893	32,6613	36,29	30 KALIARIK, Ladislav
35	88	39,02	2,2553	32,1758	35,75	53 STANKOVÁ, Anna
36	84	37,93	2,2146	31,5959	35,11	29 ČABÁK, Vladimír
37	65	31,68	2,0518	29,2727	32,53	38 Vilinský, Tomáš
38	78	38,81	2,0098	28,6738	31,86	18 TABASZEWSKA, Agnieszka
39	86	44,17	1,9470	27,7783	30,86	32 Klinčák, Ján
40	58	30,71	1,8886	26,9452	29,94	43 FEDORČÁK, Ľubomír
41	84	44,48	1,8885	26,9432	29,94	16 FIRKO, Tomáš
42	60	33,04	1,8160	25,9087	28,79	26 KOTVAN, Radovan
43	53	32,51	1,6303	23,2591	25,84	42 MESÁROŠ, Michal
44	54	37,47	1,4412	20,5610	22,85	33 GAJA, Boris
45	44	31,43	1,3999	19,9730	22,19	14 Wojdylo, Wojciech
46	71	51,14	1,3883	19,8076	22,01	22 CHOCHULA, Samuel

PRODUCTION -- Overall Stage Results

3. kolo Ligy Šariš-Zemplín-Abov

Printed september 19, 2017 at 17:37




Stage 4 -- 4

	PTS	TIME	HIT FACTOR	STAGE POINTS	STAGE PERCENT	COMPETITOR # Name
47	52	37,53	1,3856	19,7678	21,96	48 HAJČI, Tibor
48	72	53,52	1,3453	19,1933	21,33	6 Toth, Andrej jr
49	56	41,97	1,3343	19,0363	21,15	41 Žarnayová, Zuzana
50	35	31,16	1,1232	16,0252	17,81	51 SENTELÍK, Radovan
51	49	72,63	0,6747	9,6253	10,69	25 Harman, Dušan
52	30	90,57	0,3312	4,7258	5,25	7 TÓTHOVÁ, Silvia A

PRODUCTION -- Overall Stage Results**3. kolo Ligy Šariš-Zemplín-Abov**

Printed september 19, 2017 at 17:37

**Stage 5 -- 5**

	PTS	TIME	HIT FACTOR	STAGE POINTS	STAGE PERCENT	COMPETITOR # Name
1	88	11,83	7,4387	100,0000	100,00	21 PAVLIK, Jan
2	94	13,98	6,7239	90,3905	90,39	35 ŠOTER, Miroslav
3	94	15,30	6,1438	82,5921	82,59	5 TÓTH, Andrej A
4	94	15,81	5,9456	79,9278	79,93	39 ČEMSÁK, Martin
5	90	15,78	5,7034	76,6721	76,67	20 CHOCHUĽA, Miloš
6	88	15,66	5,6194	75,5428	75,54	8 FECURA, Vladimír
7	77	13,99	5,5039	73,9903	73,99	4 MIKA, Marek
8	96	18,38	5,2231	70,2147	70,21	11 GLEZGO, Tomáš
9	98	18,81	5,2100	70,0389	70,04	49 Likavec, Martin
10	92	17,77	5,1773	69,5989	69,60	52 STANKO, Ľubomír
11	90	17,55	5,1282	68,9394	68,94	17 BEREŠ, Krzysztof
12	86	16,99	5,0618	68,0467	68,05	45 HRIŇ, František
13	86	17,37	4,9511	66,5581	66,56	1 BABJAK, Marek
14	90	19,77	4,5524	61,1981	61,20	10 BABENSKÝ, Pavol
15	82	18,47	4,4396	59,6828	59,68	36 MEŽDEJ, Radovan
16	88	21,55	4,0835	54,8956	54,90	47 CHLEBOVCOVÁ, Zuzana
17	65	16,04	4,0524	54,4767	54,48	54 Bonk, Adrian
18	88	21,87	4,0238	54,0924	54,09	9 JURIŠTA, Jozef
19	94	24,09	3,9020	52,4558	52,46	13 BOROWY, Róbert
20	94	24,40	3,8525	51,7893	51,79	53 STANKOVÁ, Anna
21	71	19,74	3,5968	48,3519	48,35	12 JAKUBKO, Alex
22	78	21,70	3,5945	48,3211	48,32	18 TABASZEWSKA, Agnieszka
23	56	15,71	3,5646	47,9197	47,92	40 Vavrek, Adrián V
24	90	25,88	3,4776	46,7499	46,75	15 STACH, Branislav
25	52	15,09	3,4460	46,3251	46,33	24 JAKOUBEK, Radoslav
26	76	22,19	3,4250	46,0424	46,04	3 MADEJ, Matúš
27	77	23,57	3,2669	43,9171	43,92	23 IVANOVIČ, Boris
28	84	26,75	3,1402	42,2141	42,21	28 ŠALANTAY, Peter
29	90	30,26	2,9742	39,9830	39,98	33 GAJA, Boris
30	84	28,72	2,9248	39,3185	39,32	30 KALIARIK, Ladislav
31	86	30,83	2,7895	37,4996	37,50	27 ELIAŠ, Marek
32	86	30,96	2,7778	37,3422	37,34	16 FIRKO, Tomáš
33	61	22,85	2,6696	35,8877	35,89	31 KATIN, Matúš
34	46	17,85	2,5770	34,6435	34,64	34 BOCSKORÁS, Benjamin B
35	90	35,09	2,5648	34,4795	34,48	6 Toth, Andrej jr
36	60	23,67	2,5349	34,0765	34,08	37 CUPER, Radovan
37	67	27,72	2,4170	32,4925	32,49	38 Vilinský, Tomáš
38	52	22,23	2,3392	31,4460	31,45	14 Wojdylo, Wojciech
39	80	35,29	2,2669	30,4748	30,47	25 Harman, Dušan
40	54	24,45	2,2086	29,6905	29,69	50 HAVIAROVA, Janette
41	70	32,64	2,1446	28,8304	28,83	26 KOTVAN, Radovan
42	58	27,13	2,1379	28,7396	28,74	19 GORKA, Tadeusz
43	90	42,98	2,0940	28,1500	28,15	32 Klinčák, Ján
44	50	24,25	2,0619	27,7179	27,72	29 ČABÁK, Vladimír
45	77	37,85	2,0343	27,3481	27,35	41 Žarnayová, Zuzana
46	84	43,47	1,9324	25,9772	25,98	48 HAJČI, Tibor

PRODUCTION -- Overall Stage Results

3. kolo Ligy Šariš-Zemplín-Abov

Printed september 19, 2017 at 17:37



Stage 5 -- 5

	PTS	TIME	HIT FACTOR	STAGE POINTS	STAGE PERCENT	COMPETITOR # Name
47	49	32,37	1,5137	20,3496	20,35	43 FEDORČÁK, Ľubomír
48	55	37,74	1,4573	19,5913	19,59	2 BREZOVSKÝ, Stanislav
49	46	36,81	1,2497	16,7994	16,80	22 CHOCHULA, Samuel
50	57	47,99	1,1877	15,9671	15,97	7 TÓTHOVÁ, Silvia A
51	33	29,83	1,1063	14,8718	14,87	42 MESÁROŠ, Michal
52	0	13,00	0,0000	0,0000	0,00	51 SENTELÍK, Radovan

PRODUCTION -- Overall Stage Results**3. kolo Ligy Šariš-Zemplín-Abov**

Printed september 19, 2017 at 17:37


**Stage 6 -- 6**

	PTS	TIME	HIT FACTOR	STAGE POINTS	STAGE PERCENT	COMPETITOR # Name
1	60	11,22	5,3476	60,0000	100,00	21 PAVLIK, Jan
2	58	12,98	4,4684	50,1356	83,56	24 JAKOUBEK, Radoslav
3	56	13,19	4,2456	47,6361	79,39	35 ŠOTER, Miroslav
4	60	14,91	4,0241	45,1509	75,25	4 MIKA, Marek
5	56	14,59	3,8382	43,0651	71,78	36 MEŽDEJ, Radovan
6	58	15,32	3,7859	42,4778	70,80	39 ČEMSÁK, Martin
7	60	16,10	3,7267	41,8137	69,69	40 Vavrek, Adrián V
8	58	16,07	3,6092	40,4953	67,49	1 BABJAK, Marek
9	54	15,36	3,5156	39,4453	65,74	5 TÓTH, Andrej A
10	60	17,08	3,5129	39,4145	65,69	8 FECURA, Vladimír
11	56	16,90	3,3136	37,1787	61,96	45 HRIŇ, František
12	58	18,07	3,2097	36,0133	60,02	49 Likavec, Martin
13	58	18,91	3,0672	34,4135	57,36	9 JURIŠTA, Jozef
14	58	19,42	2,9866	33,5098	55,85	17 BEREŠ, Krzysztof
15	58	19,89	2,9160	32,7179	54,53	13 BOROWY, Róbert
16	56	19,77	2,8326	31,7815	52,97	37 CUPER, Radovan
17	56	19,91	2,8127	31,5580	52,60	11 GLEZGO, Tomáš
18	54	19,87	2,7177	30,4922	50,82	20 CHOCHUĽA, Miloš
19	60	22,79	2,6327	29,5393	49,23	47 CHLEBOVCOVÁ, Zuzana
20	52	19,89	2,6144	29,3333	48,89	34 BOCSKORÁS, Benjamin B
21	48	18,94	2,5343	28,4351	47,39	3 MADEJ, Matúš
22	54	21,49	2,5128	28,1936	46,99	31 KATIN, Matúš
23	56	22,38	2,5022	28,0751	46,79	18 TABASZEWSKA, Agnieszka
24	54	21,80	2,4771	27,7927	46,32	10 BABENSKÝ, Pavol
25	56	23,93	2,3402	26,2566	43,76	54 Bonk, Adrian
26	50	21,67	2,3073	25,8883	43,15	19 GORKA, Tadeusz
27	60	27,62	2,1723	24,3736	40,62	32 Klinčák, Ján
28	50	23,04	2,1701	24,3490	40,58	28 ŠALANTAY, Peter
29	60	27,90	2,1505	24,1290	40,22	15 STACH, Branislav
30	58	27,01	2,1474	24,0933	40,16	30 KALIARIK, Ladislav
31	60	28,39	2,1134	23,7126	39,52	53 STANKOVÁ, Anna
32	50	24,83	2,0137	22,5936	37,66	12 JAKUBKO, Alex
33	43	22,63	1,9001	21,3195	35,53	23 IVANOVIČ, Boris
34	54	29,93	1,8042	20,2432	33,74	16 FIRKO, Tomáš
35	54	30,68	1,7601	19,7484	32,91	50 HAVIAROVA, Janette
36	50	29,80	1,6779	18,8255	31,38	42 MESÁROŠ, Michal
37	56	33,81	1,6563	18,5839	30,97	6 Toth, Andrej jr
38	52	32,34	1,6079	18,0408	30,07	14 Wojdylo, Wojciech
39	58	36,81	1,5757	17,6789	29,46	27 ELIAŠ, Marek
40	52	33,17	1,5677	17,5894	29,32	41 Žarnayová, Zuzana
41	50	32,15	1,5552	17,4495	29,08	2 BREZOVSKÝ, Stanislav
42	54	35,95	1,5021	16,8534	28,09	26 KOTVAN, Radovan
43	50	33,41	1,4966	16,7914	27,99	29 ČABÁK, Vladimír
44	56	38,02	1,4729	16,5260	27,54	48 HAJČI, Tibor
45	52	35,52	1,4640	16,4257	27,38	51 SENTELÍK, Radovan
46	48	33,80	1,4201	15,9337	26,56	43 FEDORČÁK, Ľubomír

PRODUCTION -- Overall Stage Results

3. kolo Ligy Šariš-Zemplín-Abov

Printed september 19, 2017 at 17:37




Stage 6 -- 6

	PTS	TIME	HIT FACTOR	STAGE POINTS	STAGE PERCENT	COMPETITOR # Name
47	50	37,61	1,3294	14,9162	24,86	38 Vilinský, Tomáš
48	16	12,72	1,2579	14,1132	23,52	52 STANKO, Ľubomír
49	52	43,91	1,1842	13,2872	22,15	25 Harman, Dušan
50	44	53,50	0,8224	9,2277	15,38	22 CHOCHULA, Samuel
51	22	27,36	0,8041	9,0219	15,04	33 GAJA, Boris
52	18	38,64	0,4658	5,2267	8,71	7 TÓTHOVÁ, Silvia A

3. kolo Ligy Šariš-Zemplín-Abov

Printed september 19, 2017 at 17:37



Disqualified Shooters

No.	Division	Name
44	Production	ŘEZNÍČEK, Maroš
46	Production	KOLCUN, Emil
2	Disqualifications	